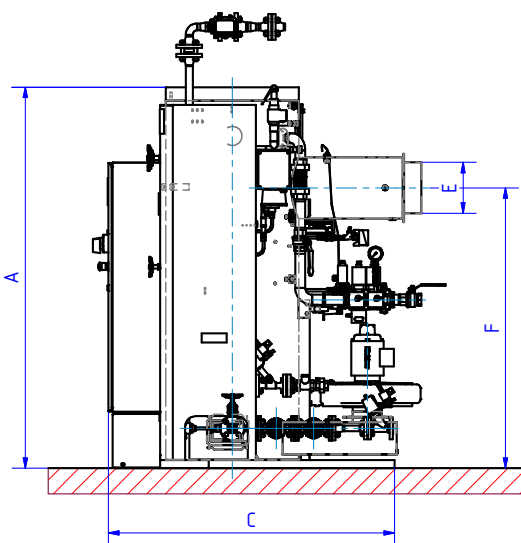


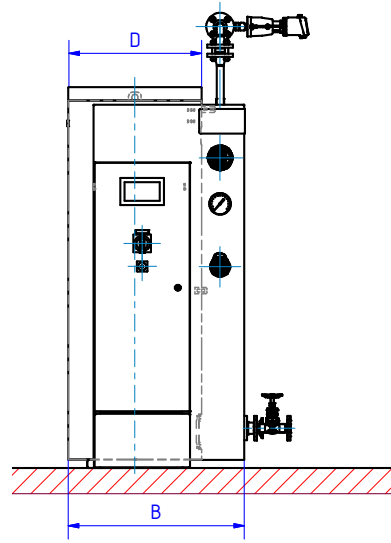
Model		Dimensions (inch)								
	Steam capacity lb/h	Height A	Width B	Depth C	Boiler Ø D	Flue gas pipe Ø E	Flue gas center F	Steam lines (NPS class 300)	Weight (~lb)	
Junior	80	176	60	29	51	20	7	41	1/2"	705
	120	265								
	150	331	63	29	58	22	8	44	3/4"	926
	200	441								
	250	551	73	33	62	25	10	53	1"	1146
	300	661								
	350	772								
400	882									

Specifications and dimensions are approximate and subject to change based on optional components. CERTUSS reserves the right to change specifications and/or dimensions.

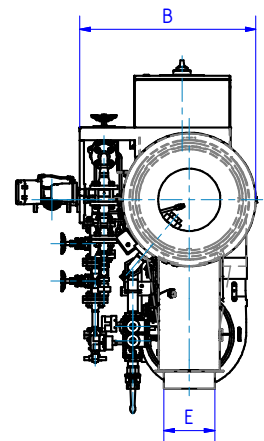
NOTE: Recommended minimum clearance is 24" to the side, front, top and back of the unit.



Sideview



Frontview



Topview

Model			Ratings			Heating coil		Pressures	
		Burner Stage(s)	Steam Capacity	Heating Capacity	Output Gross	water content	Heating surface	permissible operating pressure psi	max. permissible overpressure psi
			lb/h	BHP	MBtu/h	gal	ft ²		
Junior	80	2	176	5.4	181	2.53	10.61	116 – 421	150 – 460
	120		265	8.2	273				
	150		331	10.2	341	5.21	18.55		
	200		441	13.6	454				
	250		551	17.0	570	8.58	26.36		
	300		661	20.5	686				
	350		772	24.0	802				
	400		882	27.3	914				

Model		Consumption			Pressure connections			
		# 2oil (@59°F) GPH	Natural gas CFH	Liquid gas CFH	NG	LPG	HEL	HEL
					min. / max. permissible natural gas pressure psi	min. / max. permissible Liquefied Petroleum Gas pressure psi	min. / max. permissible Heating light oil pressure psi	Oil pressure reducer adjusted to (psi)
Junior	80	1.42	198	79	0.29 / 0.73	0.73	0 / 363	7.3
	120	2.13	298	119				
	150	2.66	372	149				
	200	3.54	496	198				
	250	4.43	620	248				
	300	5.32	744	298				
	350	6.20	868	347				
	400	7.09	992	397				
	480	8.51	1191	476				