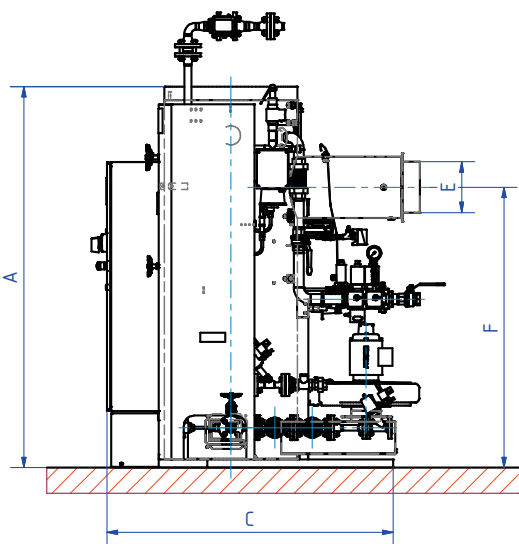


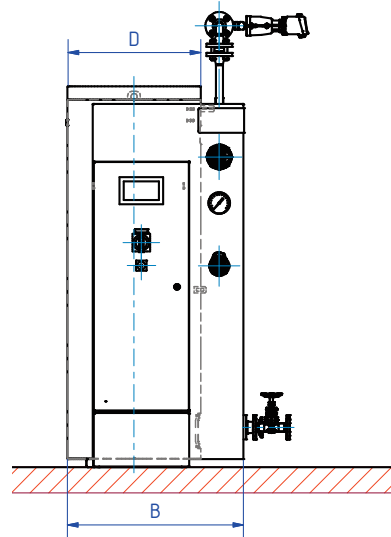
Model		Dimensions (inch)								
	Steam capacity lb/h	Height A	Width B	Depth C	Boiler Ø D	Flue gas pipe Ø E	Flue gas center F	Steam lines (NPS class 300)	Weight (~lb)	
Junior	80	176	59	28	48	20	7	41	1/2"	705
	120	265								
	150	331	69	29	54	22	8	44	3/4"	926
	200	441								
	250	551	73	33	59	25	10	53	1"	1146
	300	661								
	350	772								
	400	882								
480	1058									

Specifications and dimensions are approximate and subject to change based on optional components. CERTUSS reserves the right to change specifications and/or dimensions.

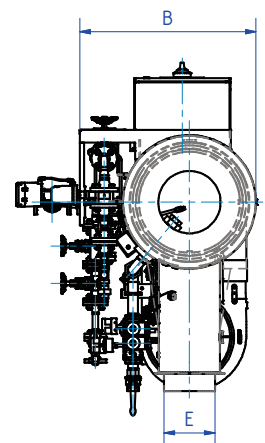
NOTE: Recommended minimum clearance is 24" to the side, front, top and back of the unit.



Sideview



Frontview



Topview

Model			Ratings			Heating coil		Pressures	
		Burner Stage(s)	Steam Capacity	Heating Capacity	Output Gross	water content	Heating surface	permissible operating pressure psi	max. permissible overpressure psi
			lb/h	BHP	MBtu/h	gal	ft ²		
Junior	80	2	176	5	0.171	2.51	33.4	116 – 421	150 – 460
	120		265	8	0.257				
	150		331	10	0.321	5.57	58.1		
	200		441	13	0.428				
	250		551	16	0.535	8.53	82.9		
	300		661	19	0.642				
	350		772	22	0.749				
	400		882	26	0.856				
	480		1058	31	1.027				

Model		Consumption			Pressure connections			
		# 2oil (@59°F) GPH	Natural gas CFH	Liquid gas CFH	NG	LPG	HEL	HEL
					min. / max. permissible natural gas pressure psi	min. / max. permissible Liquefied Petroleum Gas pressure psi	min. / max. permissible Heating light oil pressure psi	Oil pressure reducer adjusted to (psi)
Junior	80	1.51	205	78	0.29 / 0.73	0.73	0 / 363	7.3
	120	2.27	307	120				
	150	2.83	385	148				
	200	3.78	512	198				
	250	4.70	643	251				
	300	5.65	770	296.6				
	350	6.60	900	349.6				
	400	7.53	1028	399				
	480	9.03	1232	476.7				